


CABLINE® II HT2

0.5mm Pitch Horizontal Type



- 0.5mm Pitch Micro Coax Connector
- Impedance matching and EMI performance with METAL SHELL
- Soldering connection
- CABLINE® II HT1 RECEPTACLE is adapted for PC Board

【Number of Position】

20p, 30p

【Applicable Cable Size】

Micro Coax	AWG #32, #34, #36, #38, #40
DISCRETE	AWG #32, #36

【Ordering Code】

PLUG Connector Set (for Cable)

Parts Ordering (HOUSING)

20410-0 ** U
 ① ②

Parts Ordering (COVER A)

2367-0 **
 ①

①	POS.	20:20pos. 30:30pos.	
②	Packaging	U	Tube

RECEPTACLE Connector Set
 (for PC Board)

20143-0 ** E- **F
 ① ② ③

①	POS.	20:20pos. 30:30pos.	
②	Packaging	E	Emboss Tape
③	BOSS / Nickel Barrier	20F	with BOSS
		21F	without BOSS
		30F	with BOSS / with Nickel Barrier
		31F	without BOSS / with Nickel Barrier

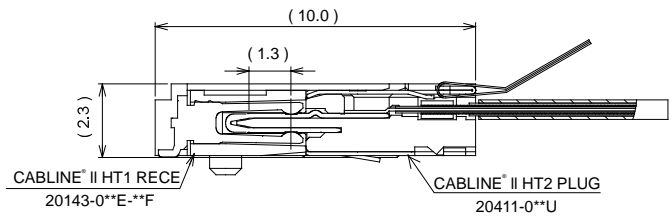
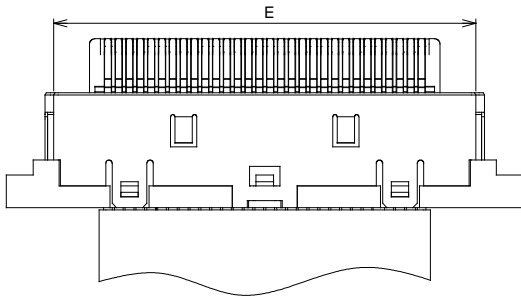
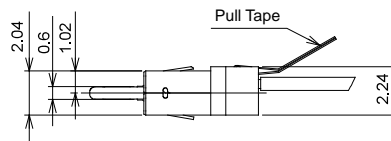
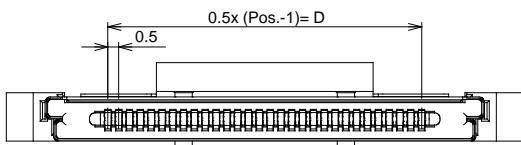
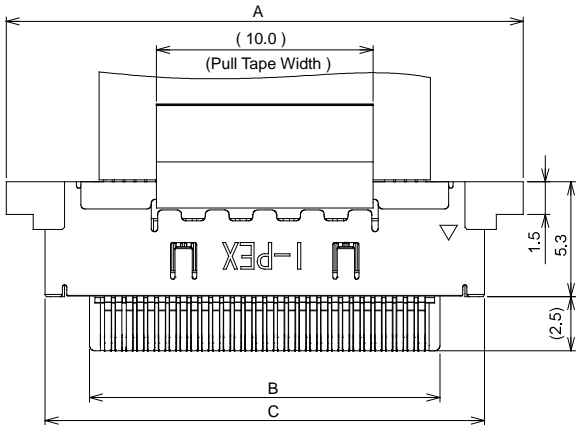
【Material / Finish】

Product	Parts	Material	Plating / Color
PLUG	HOUSING	LCP UL94V-0	NATURAL
	CONTACT	COPPER ALLOY	Au
	COVER A, B	COPPER ALLOY	Sn
RECEPTACLE	HOUSING	LCP UL94V-0	NATURAL
	CONTACT	COPPER ALLOY	Au
	METAL COVER	COPPER ALLOY	Sn

PLUG

Set P/N : 20411-0**U

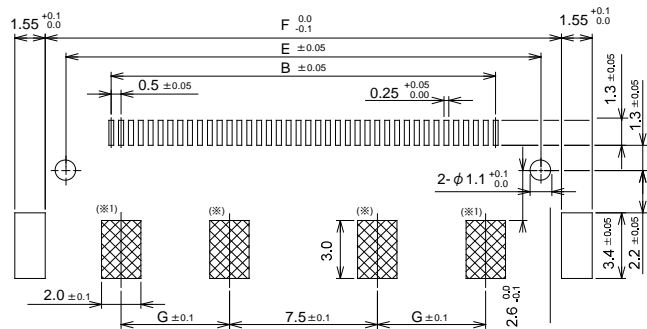
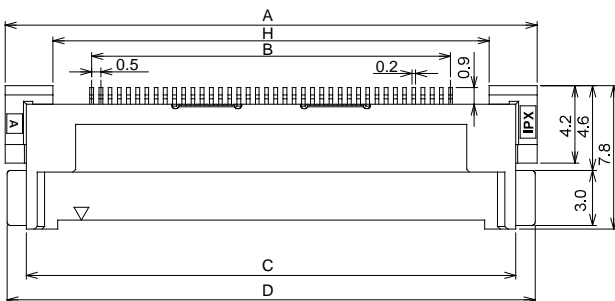
POS.	A	B	C	D	E
20p	18.9	11.2	15.3	9.5	14.5
30p	23.9	16.2	20.3	14.5	19.5



MATED VIEW

RECEPTACLE

POS.	PART NO.	A	B	C	D	E	F	G	H
20p	20143-020E-**F	18.9	9.5	16.6	18.7	14.1	16.2	-	13.7
30p	20143-030E-**F	23.9	14.5	21.6	23.7	19.1	21.2	-	18.7



RECOMMENDED FOOTPRINT PATTERN

(※) No Solder paste, Pattern ground contact

(※1) Need only 40p and 50p

